

IONIC CONCEPT



Synchronize Supercharged
Electrostatic Air Cleaner

Model Number: K8-2B
www.ionicconcept.com
Patent Pending: USA & International

Ionic Concept, LLC User Guide

Ionic Concept has carefully engineered for both effectiveness and safety for all our products. However, basic safety precautions should always be followed when using any electrical products, especially when children are present.

Please take a moment to fill out and mail the enclosed Warranty Registration Card, or register on-line at www.ionicconcept.com. This assures you receive prompt service and important updates.

i-安力公司 用户指南

i-安力公司仔细地设计了安全和有效率的产品。当使用任何电子产品时，特别是小孩子在附近时，用户应跟随基本的安全措施。请妥善并寄回保单注册卡或者在网上登记。网上登记网址是 www.ionicconcept.com，用户登记后将会收到有关服务以及更新资料。



This product is certified to be compliance with
Federal Code of Regulation (FCR) of Federal
Communications Commission (FCC) Part 15 Class B
Digital Device.

Dear Ionic Concept user:

Congratulation! You now own one of the most advanced products for home hygiene care.

Developed by a team of bioengineers and biochemists, Ionic Concept integrates patent pending Supercharged Electrostatic Air Filtration System technologies to bombard / destroyed / captured the pollutants in the ambient air and leave the air within the sphere of influence surrounding your living area to be much cleaner.

If you have questions about using Ionic Concept air purifying products, please contact our Customer Service Department by visiting our web site at www.ionicconcept.com or write to:

Ionic Concept
729 N. White Road,
San Jose, CA 95127.

Thank you for choosing Ionic Concept products.

亲爱的 i-安力产品用户：

恭祝您 您现在拥有一部最先进的家居清洁卫生用品。

由 i-安力公司的生态工程师与生化学家联手设计超力静电空气清滤器，利用高压电能去射击/毁灭/捕获漂浮在空气中的污染物质。让您的家居空气更加干净。

如有任何关于使用 i-安力产品的问题，用户可登陆 www.ionicconcept.com 网络与我们的客户服务部联络或邮寄问题到：

IONIC CONCEPT
729N. WHITE ROAD
SAN JOSE, CA 95127
客户服务部 收
多谢您选用 i-安力产品

READ ALL INSTRUCTIONS BEFORE USING. DANGER

The power consumption of the Air Cleaning unit is less than 10 watt; nevertheless, precaution should be taken in order to reduce the risk of static electricity contact:

1. **DO NOT** place or store the unit where it can fall or be pulled into a tub or sink.
2. **DO NOT** place or drop the unit into water or other liquid.
3. **DO NOT** use while bathing or any place that will get wet.
4. **DO NOT** use power supply transformer other than the one supplied with the Air Cleaner from Ionic Concept.
5. **DO NOT** operate the unit upside down.
6. **DO NOT** touch the target plate with metal objects.
7. **DO NOT** use replacement parts manufactured by others.

WARNING

To reduce the risk of static electricity contact, fire or injury:

1. Use this product only for its intended use as described in this booklet. Do not use attachments not recommended by the manufacturer.
2. Never operate the unit if it has a damaged cord, or it has been dropped into water. Contact the Customer Service Department at www.ionicconcept.com for further instructions.
3. Keep the unit away from heated surfaces.
4. Close supervision is necessary when this product is used near children or disabled.
5. Do not use appliance in an enclosed space where oxygen, flammable, explosive or toxic vapors are given off or in an area where flammable dust is present.
6. You should consult your oxygen and medical equipment providers before using the air cleaner around oxygen tanks, hoods, or other medical devices using concentrated oxygen. Using electronic devices, including an air cleaner, in the presence of oxygen and other combustible gases could result in fires or explosions, potentially causing serious injury or even death.
7. Replace the UV lamp with the genuine Ionic Concept UV lamp module. Replacement of generic UV lamp might cause malfunctioning to the UV light feature.

i-安力公司 用户指南

清理空气清新器

在执行任何清理之前，拔去电源插头。按时清理空气清新器以确保最佳效果。

清洗粒子收集金属片

将空气清新器电源关闭

将粒子收集金属片拉出，用一块潮湿的布抹去金属片上的微粒和污染物质。不要损坏金属片表面，清除坚韧污物，可用清洗用的酒精（乙醇）将粘在金属片上的油烟抹去。用干布将金属片抹干后方可将清洗后的粒子收集金属片插回主机内。

重要点：不要插未完全干的粒子收集金属片插回主机内。插入时，请顺着原定的位置滑入主机的轨道内。

使用产品前，请细读以下指示：

有关危险事项

这部空气清新器耗电量虽不超过 10 瓦特，用户使用时应采取一切防范措施以确保安全。

1. 不要放置清新器在有可能跌入浴缸或水盆内
2. 不要放置清新器在水中或任何液体内
3. 不要放置清新器在浴室内有可能沾湿的地方
4. 不要使用非 i-安力公司生产的电源变压器于空气清新器上
5. 不要倒转使用空气清新器
6. 不要用金属物插电子收集金属片上.
7. 不要使用非 i-安力公司生产的零件

警告事项

预防电击、火警或人体受伤的风险：

1. 使用空气清新器时，应跟随手册上的指示，不要加上任何非 i-安力公司生产的附件。
2. 如电线有所损坏或清新器跌入水内，请即与 www.ionicconcept.com 顾客服务部联络有关指示。
3. 不要置放清新器在热能附近。
4. 操作清新器时，要小心看顾在附近的小孩与残疾人。
5. 不要使用清新器在易燃物品附近。
6. 在医护人员指导下的拥护，在使用空气清新器前，请咨询您的医生以确保安全。任何电子产品包括空气清新器在内，在易燃物品附近使用时，有可能导致火警或爆炸的危险而造成伤害甚至死亡。
7. 用 i-安力公司生产的紫外灯零件当需要更换时，普通市面上的紫外灯会导致清新器故障而不能操作。

The Supercharged Electrostatic Air Filtration System utilized the latest air cleaning technologies to provide unique protection against airborne pollutants and allergens:

Stage 1: Dual Functional Ionic Filtration – The application of ionic technology to bombard and removes large airborne particles, including dust, pollen, moisture and lint from the ambient air.

Stage 2: Germicidal UV Lamp – Ultraviolet light has been proven as one of the device to effectively destroy germs, viruses, and bacteria through clinical trials. These micro-organisms will be destroyed when it travels through the ambient filled with UV radiation of germicidal frequency. The destroyed micro-organisms will be captured in the supercharged electrostatic collector plate.

Note: The same damage of exposure to UV light occurs to humans, especially to the skin and eyes. The special design of the UV lamp housing will prevent direct ultraviolet light from escaping outside of the unit, sterilizing only the air that passes through the air cleaner.

Stage 3: Absolute Filtration – The application electrostatic technology to captures and destroys smaller airborne particles such as smoke, dust, pollen, bacteria and viruses.

The innovative design provides an ionic HIGH feature to allow user to quickly remove unexpected airborne particles in the ambient air, such as entering the house from outside. Turn on the ionic HIGH feature to remove the additional particles for 15 – 30 minutes to remove these particles.

The combination of these technologies provides the best protection against a wide range of contaminants to make your home healthier, cleaner, and more comfortable. It will provide clean air in your home for you and your family to enjoy year after year.

超力静电空气净化器使用最先进的空气净化技术去滤出空气中的污染物质与反应原：
阶段 1：负离子功能——用负离子技术去击打与射落空气中的粒子包括尘埃、花粉、湿气和棉绒。

阶段 2：杀菌紫外线——通过临床试验，紫外灯光线能有效地毁灭毒菌、病毒和细菌。这些微生物浮粒将会被毁灭当它们带同空气一起漂浮过紫外灯光线，而这些被毁灭的微生物残骸将会吸附在超力集电片上。

附注：紫外线灯若直接照射在人体上也会将人体身上的细胞杀灭。i-安力公司为此特别设计将所有紫外线灯用于流经的空气中而确保用户的安全。

阶段 3：绝对清滤器——应用超力静电技术去毁灭和吸附更小的微粒、花粉、烟油和细菌残骸在金属片上。

这部创新空气净化新器同时装上了高离子效应特式以让用户在有需要时能迅速清除空气中的微粒。例如从室外进入屋内时，只要按到高离子效应 15~30 分钟，便可迅速处理空气中的微粒。i-安力公司将这些科技组合在同一的空气清滤器上以有效地将空气中的污染物清理。让您的家居空气更清洁、干净，将您能年复一年的去享用清新与舒适的家居生活。

Cleaning – Always unplug the unit from the power outlet before performing any cleaning.

Proper care and cleaning of the air cleaner is critical to performance.

Cleaning the Collector Plate

Turn off the air cleaner.

Pull the collector plate straight up and out of the cabinet. Use a damp cloth to wipe the particles and contaminants away without damaging the surfaces. Or, use mild soap and water to wash the particles off the surfaces. To remove tough residue such as tar from tobacco smoke, use a cloth and dampen it with isopropyl alcohol to wipe the collector surfaces. Use a dry cloth to wipe the collector surfaces completely dry before reinserting it back into the unit.

IMPORTANT: Do not reinsert the collector plate until it is completely dry.

Place the collector plate back into the unit by sliding it straight down into the slots.

Maintenance:

Cleaning the Air Direction Grill

Using a cleaning brush, brush away any debris that may have collected between the grill slots.

维护工序：

清洗空气流通的格栅。
用毛刷子将粘附在通气格栅的废物刷去。

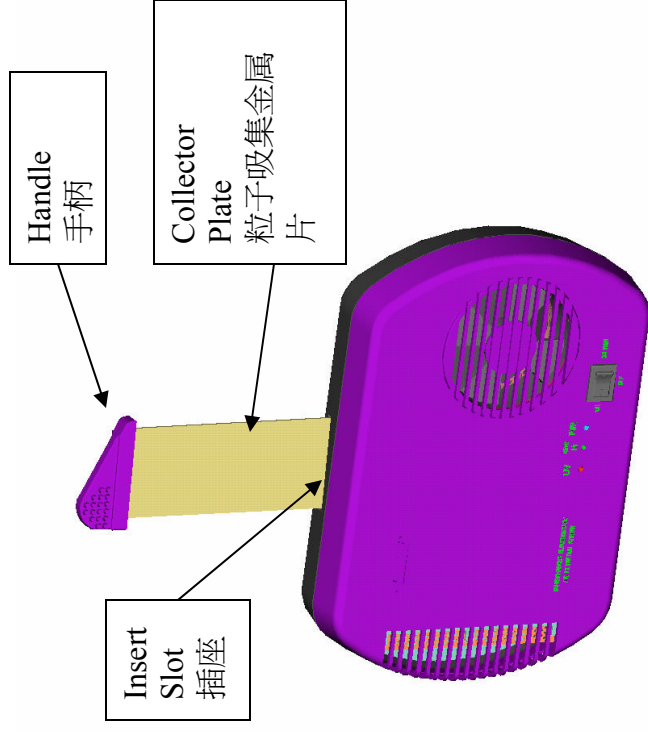


Diagram for removal of the Collector Plate for cleaning.

One Year Limited Warranty

Ionic Concept (the Company) warrants to the original retail purchaser of this product that should the product or any part thereof be proven defective in material or workmanship, such defects will be replaced without charge for parts or labor, for a period of 1 year of the original retail purchaser. Ionic Concept will either repair or replace (at our option) free of charge, any parts necessary to correct defects in materials or workmanship. Should repair be needed within the warranty period, ship the unit in original packaging prepaid, insured, and together with US \$15.00 (US \$25.00 for unit not in original packaging) for return shipping, (packaging if necessary) and handling, and a copy of your original sales receipt to:

Ionic Concept, LLC
729 North White Road,
San Jose, CA 95127

This warranty does not apply to any incidental or consequential damages.

Purchaser should register the product by mail to the Company with the warranty registration card within 30 days of purchase; or at www.ionicconcept.com within 30 days of purchase.

This warranty does not apply to any product or part thereof which has been damaged through alteration, mishandling, misuse, neglect or accident. This warranty is in lieu of all other warranties, expressed or implied, and no person or representative is authorized to assume for the Company any other liability in connection with the sale of this product. This limited warranty does not cover the replacement of

expendable or consumable parts such as UV lamp, and other parts subject to normal wear unless they are defective in material or workmanship.

This limited warranty does not apply to any part subjected to accident, abuse, commercial use, alteration, misuse, damage caused by act of God, the use of voltages other than on the data plate of this product or service of this product by other than Ionic Concept or a participating Factory Authorized Service Center.

保用一年

i-安力公司为顾客提供免费保用空气清洁剂一年。保用期由购买日起计。
i-安力公司将免费修理任何故障。在保用期内，如顾客需要修理服务，将清洁剂放入原装包装盒内连同 15 美元及买单寄到 i-安力公司地址：

IONIC CONCEPT
729N. WHITE ROAD
SAN JOSE. CA 95127

15 美元费用将用作包装及邮资之用。若顾客用非原装包装盒则要连用 25 美元的费用。若客户因不小心造作而遭致清洁剂损坏，保用期将作废。用户请于购买后 30 天之内寄回登记卡，或可在互联网上直接登记。网址为 www.ionicconcept.com

若顾客擅自改造任何部分、误用或因疏忽而致损坏，则保用因此而无效。零件如紫外灯等的消费品亦不包括在保用部分。

Specifications:

Dimensions: 10" x 8" x 2" (25cm x 20cm x 5cm)
Power Requirement: 8 W.

Air Circulation Rate: 28 CFM

Neutralization of Bacteria & Viruses by:
Germicidal UV Light
UV Bulb Spec: 4 Watt, Germicidal.

Air Filtration System:
1 st Stage: Dual Function Ionization
2 nd Stage: Supercharged Synchronized Electrostatic

Collector Plate: Stainless Steel

Indicator LED:
Power On
Power On with High Ionic Cleaning
UV Operation Normal
UV Bulb failed and requires replacement

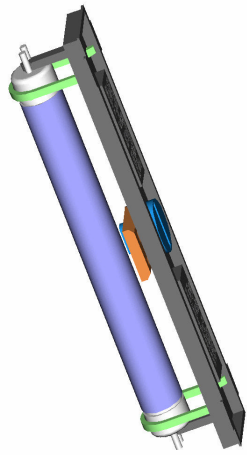
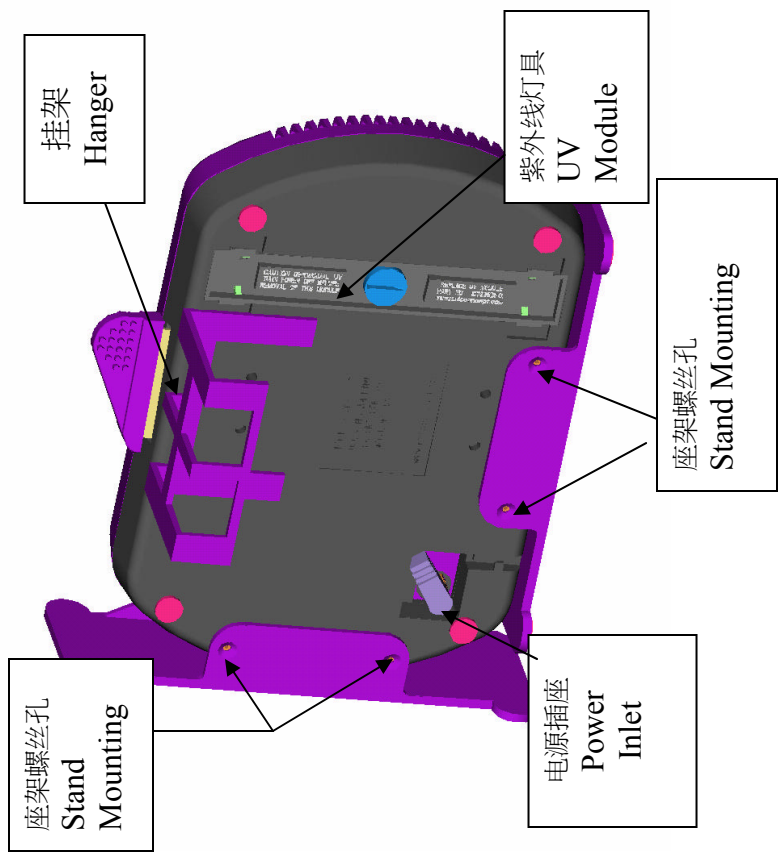
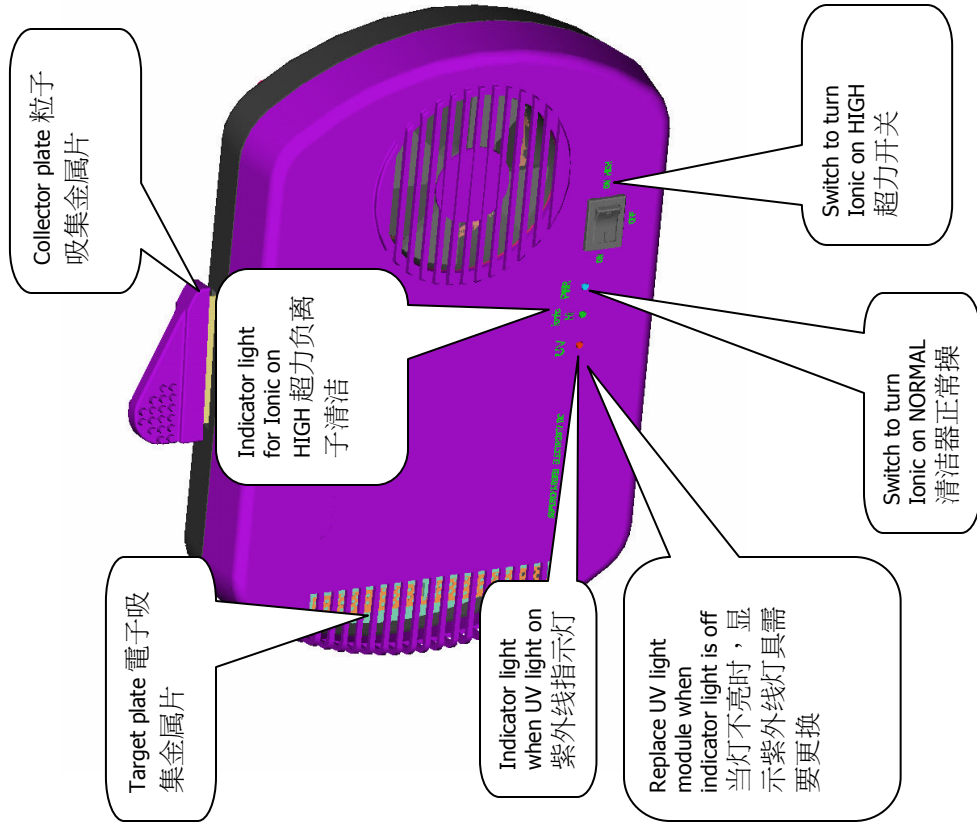
System Operation Positions:
Horizontal or Vertical with respect to mounting instruction as shown in this manual.
NEVER operate this unit with face down.

Package check list:

1. Air cleaning unit.
2. Wall AC adaptor.
3. Unit stand.
4. Partition hanger.
5. Screws (2).

Product Description

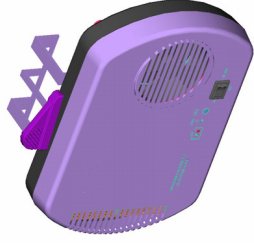
产品说明



UV Light Module_紫外线灯具

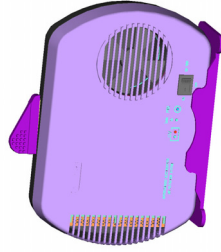
The compact design of this air cleaning unit is versatile and perfect for office cubicle and home office.
 多元化及微型设计的空气清洁器适用于家居及办公室。

1. It can be hung on top of the partition wall of any office cubicle:



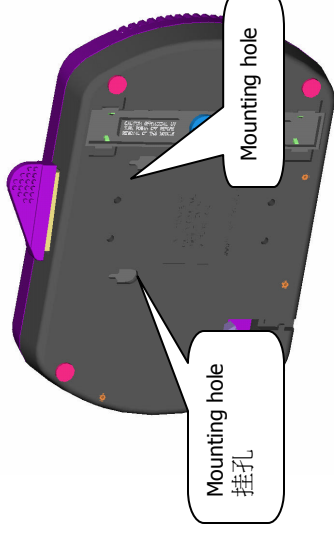
可挂在办公室的隔板上。

2. It can be placed on the table top of a workstation at home or office without getting in the way of your work area either horizontally or vertically:



可直竖或横置在办公室台上

3. It can be wall mounted with the slots available at the back of the unit.



可挂在墙壁上

4. It can be placed inside the automobile.



可用于汽车内

Registration Form

Serial #	
Model#	
Date Purchase	
Invoice #	
Name	
Address	
Email	
Telephone #	

Note: Mail the completed form and a copy of original receipt and the original Proof of Purchase to the following address:

**Ionic Concept LLC
729 North White Road
San Jose, CA 95127**

Parts Order Form

Quantity	Item	Unit Price	Price
	UV Light Module (2X)	\$14.95	
	Wall AC Adaptor	\$16.95	
	Car Power Adaptor	\$16.95	
	Collector Plate	\$9.95	
	Unit Stand	\$6.95	
	Partition Hanger	\$6.95	
		Subtotal	
	Sale Tax (CA residents)	8.5%	
	Shipping & Handling*		
		Grand Total	

* Shipping and Handling:

U.S.: \$7.00 for the first item, \$2.00 for each additional item.
Canada: \$10.00 for the first item, \$2.00 for each additional item.

Enclose Check/Cashier Check made payable to Ionic Concept in U.S. dollars and drawn on a U.S. Bank.

Please Complete the Following:
Ship to:

Name _____

Address _____

City/State/Zip _____

Country _____

Phone _____

E-mail _____